

36

3625-1

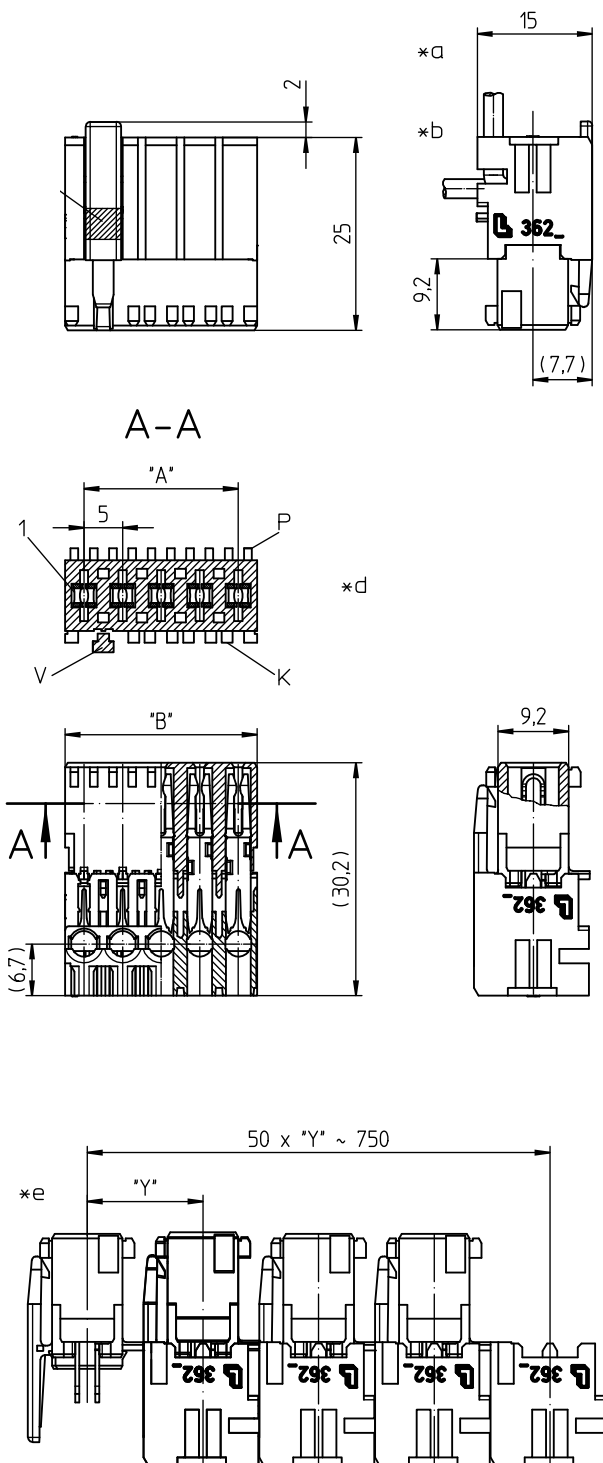
RAST 5 connectors, pitch 5.0 mm



RAST 5 connector for indirect mating, insulation displacement technology (IDT), with exterior locking, consecutive placement without loss of pitch, for use in a higher temperature range

36

3625-1




#### Environmental conditions

Temperature range -25 °C/+150 °C – 3625-1 M05(S03)


#### Materials

Insulating body PA, V-2 according to UL94 – 3525-1 M05(S03)  
Contact spring Cu alloy, silver-plated

#### Mechanical data

Mating with tab contact 6.3 mm x 0.8 mm according to DIN 46244  
Insertion force/contact ≤ 12 N  
Withdrawal force/contact ≥ 1,5 N  
Keying proposals at [www.lumberg.com](http://www.lumberg.com) 


#### Connectable conductors for IDT area

Construction discrete conductor, notched flat cable 5.0 mm  
Section min. 0,75 mm<sup>2</sup>  
Section max. 1 mm<sup>2</sup>  
Insulation diameter ≤ 3,0 mm  
Approved cables at [www.lumberg.com](http://www.lumberg.com) 













#### Electrical data (at T<sub>amb</sub> 20 °C)

Contact resistance ≤ 5 mΩ  
Rated current 10.5 A (T<sub>amb</sub> 120 °C)  
Rated voltage 250 V AC  
Material group IIIa (CTI ≥ 250)  
Creepage distance ≥ 3,2 mm  
Clearance ≥ 3,2 mm  
Insulation resistance > 10 GΩ

#### Associated products

Counterparts  
 3647-1

#### Harnessing equipment

 HA3...e	 HA36e	 HA36e-CA
 HZ-M36	 HZ36-K	 KHP36
 VARICON 7000	 VARICON 7000-Eco	 VARICON 7000-Eco-CR
 VARICON 7000-Inline	 VARICON 7000-Inline-CR	 VARICON 7000-RD

36

3625-1

- 
- |  |   |
|--|---|
| <ul style="list-style-type: none"><li>*a terminated connector</li><li>*b cable departure 90° or 180°</li><li>*d K = keying<br/>P = positioning<br/>V = lock</li><li>*e chaining of the component parts (state of delivery)</li></ul> | <ul style="list-style-type: none"><li>☑ VARICON 7000-RD-<br/>CR</li></ul> |
|--|---|
-

36

3625-1

Designation	Pole Number	PU (Pieces)	MDQ (Pieces)	Dimensions	
				A (mm)	B (mm)
3625-1 02 M05S03	2	3600	3600	5	10
3625-1 03 M05S03	3	2250	2250	10	15
3625-1 04 M05S03	4	1800	1800	15	20

Designation to be completed by further details (e.g. for keying, color or material options).

**Packaging:**

chained, in a cardboard box